

PBIS Roll Out Kit Catalog - Bird Mascots



BALD EAGLE



HAWK



SEAHAWK



FALCON



SKYHAWK



RAPTOR

All items are available featuring each mascot.

EDGERTON EAGLES

EAGLES


Act Responsibly

Give Respect

Listen Attentively

Encourage others

Safety First



Control the mascot... control the child.

How it works...

It's **human nature** to act consistently with one's **self-image**. A person can fight it, but it's gravitational pull eventually wins. This phenomenon presents an incredible opportunity for educators to reach students and influence their behavior.

The instant a child says "I am an eagle," a part of their self-image is altered. They become a member of the **eagle community**. They have eagle friends. They aspire to enjoy all the benefits of being **socially successful** within the group. The **emotional incentives** are very powerful.

Self-identification with a mascot makes it the perfect tool for building an **engaging culture**. Eagle rules are more readily embraced and adopted. Positive behavior examples, when **visually demonstrated** by the eagle, are more apt to be **imitated, learned and repeated**.

Take control of your mascot and put him to work as a **behavioral role model**, and the foundation of your new culture!



Standard Clipart Set



Great for yearbooks, t-shirts & all types of projects. Custom illustrations available upon request.



Behavior Clipart Set



Great for reinforcing PBIS programs! Custom illustrations available upon request.



Great Day to be an Eagle



Loyal, Trustworthy



Safety, Communication



Sitting Criss Cross



Science



Classroom Behavior



Ecology, Environment, Geography, Earth



Responsible, Graduation



Bus Rules



Donuts for Dad



Muffins for Mom



Appreciative, Thoughtful, Giving, Generous



Responsible, Cleanliness, Respectful



Cafeteria, Manners, Nutrition



Computer Lab, Respect Equipment, Studying



Proactive, Knowledge, Innovative, Ideas, Learning



Caring, Kind, Thoughtful



Dependable, Organized, Proactive, Prepared



Respect for Property, Organization



Safety, Walking in Hallway



Soaring Eagle



Integrity, Responsibility, Recycling, Environment



Pride, Achievement, Accomplishment



Diversity, Tolerance, Acceptance, Community, Equality



Leadership, Teamwork, Inclusion



Anti-Bullying, Loyalty, Supportive



Excellence, Pride



Determination, Persistence, Effort, Trying



Determination, Persistence, Goals, Graduation



Leadership



Listen, Focus



Sharing, Compassion, Kind, Leadership



Sportsmanship, Acceptance



Helpful, Compassionate, Caring, Kind



Safety



Respect Authority, Police, Safety



Respect Authority, Firefighter, Safety



Respect Authority, Teacher, Administrators, Adults



Respect Authority, Crossing Guards, Safety



Respect Authority, Bus Drivers, Safety

Matrix Posters & Banners



SOAR

	STRIVE To Do Your Best	OWN Your Actions	ALWAYS Work Together	RESPECT Yourself & Others
Bus & Bus Stop 	<ul style="list-style-type: none"> Listen to bus driver Stay in assigned seat 	<ul style="list-style-type: none"> Follow bus rules Keep bus clean Be on time 	<ul style="list-style-type: none"> Remind others to stay in seat and use quiet voices 	<ul style="list-style-type: none"> Obeey driver Keep hands and feet to yourself Use quiet voices
Classroom Art, Music, PE, Media & Computer Lab 	<ul style="list-style-type: none"> Work hard Have supplies Be on time 	<ul style="list-style-type: none"> Be honest Follow classroom rules Complete work and homework neatly and on time Take care of school property and material 	<ul style="list-style-type: none"> Work and plan to solve problems Share ideas and materials Use a quiet voice 	<ul style="list-style-type: none"> Listen Follow directions properly Be considerate Use polite words
Restroom	<ul style="list-style-type: none"> Use free wisely 	<ul style="list-style-type: none"> Keep restroom clean Flush Wash hands Use water & paper towels wisely 	<ul style="list-style-type: none"> Remind others to flush, wash hands, & take turns using the sink 	<ul style="list-style-type: none"> Talk quietly Respect privacy
Lunchroom	<ul style="list-style-type: none"> Stick with your lunch choice Walk patiently & quietly in line 	<ul style="list-style-type: none"> Be neat Talk quietly Stay in seat 	<ul style="list-style-type: none"> Pick trash up in and around your area Stay in personal space 	<ul style="list-style-type: none"> Listen to monitors Use good manners Silence when music is on
Hallways	<ul style="list-style-type: none"> Walk on the right side, facing forward Lead by example Walk quietly Follow the rules 	<ul style="list-style-type: none"> Keep hands and feet to yourself Remain quiet 	<ul style="list-style-type: none"> Stay in single file line with class 	<ul style="list-style-type: none"> Listen to teachers Respect the personal space of others
Playground	<ul style="list-style-type: none"> Use good sportsmanship 	<ul style="list-style-type: none"> Report all dangerous problems Keep the area clean Take turns 	<ul style="list-style-type: none"> Share Include others and be a friend Work together to solve problems 	<ul style="list-style-type: none"> Stay in your personal space Treat others as you would like to be treated Use equipment properly
Public Areas Library, Assemblies, Field Trips, Speakers, SACC	<ul style="list-style-type: none"> Practice good listening Be a good role model Represent Nalidrett well 	<ul style="list-style-type: none"> Listen to adults in charge Follow directions promptly Be on time and in the proper place 	<ul style="list-style-type: none"> Lead by example Use of quiet voice 	<ul style="list-style-type: none"> Use good manners Be considerate of other's space Sit quietly and appropriately Keep hands, feet and objects to yourself

Make your PBIS matrix posters visually engaging with a variety of colorful backgrounds.

Each is customized with your PBIS theme and features your mascot demonstrating your targeted behavior expectations.



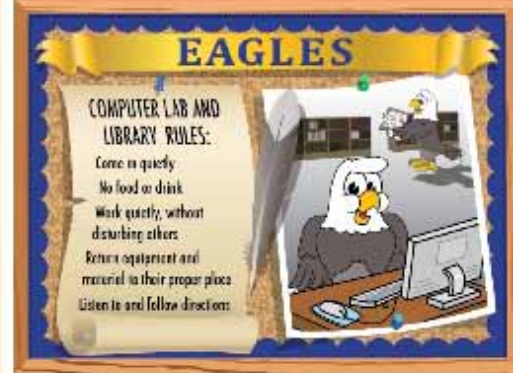
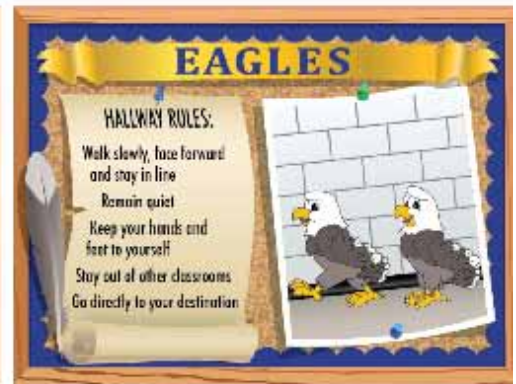
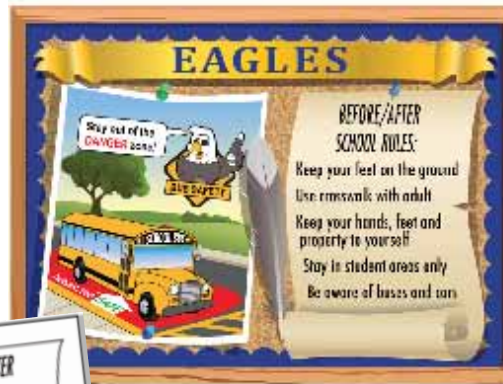
Rules Posters



We customize rule posters with YOUR mascot, school name, colors and your PBIS rules.

Choose from three sizes:

- Xtra Large, 48" x 36" for the cafeteria, library or gymnasium
- Large, 36" x 24" for hallways
- Medium, 24" x 18" for classrooms
- Small, 17" x 11" for classrooms



These activity sheets are black and white versions of your Rules Posters. They come without the rules, so you can use them for lessons, and have students write the rules in place.

Bee-Themed Posters



Now you can use a Bee theme, and still use your school mascot as a role model to demonstrate the positive behaviors of your PBIS program. Why is this important? Your students self-identify as "eagles, hawks, falcons," but not as "bees." The bee is a nice tool for reinforcing the alliteration "be, be, be," but your mascot is still the king of your culture. These poster designs give you the best of both worlds. Learn more about mascot-centric culture creation at PBISteachingtools.com




Banners



High quality vinyl banners

- Custom designed
- Any size, up to 50 feet by 16 feet
- Grommets or pole pockets
- Pole banners and brackets



Forever Calendars & T-shirts



Use a Forever Calendar to keep your PBIS message fresh. Use a dry erase marker to change the mascot message, and mark special events on the calendar.

- Laminated for dry erase markers
- Available in a variety of sizes



Great prices on top quality t-shirt

Silk-screened with eye-popping colors that last over time and repeated washings.

- Custom designs
- Large selection of styles, colors & fabrics
- Top brand quality
- Economically priced



Rewards & Recognition



Gotcha Rewards

Use this template (pdf) to print your own Gotcha Rewards.

- Size: 8.5" x 11"
- Can be customized with:
 - School name
 - PBIS theme
 - Cut-off tracking slip

Save valuable time spent photo-copying and cutting by ordering bulk quantities in full color.





Photo Recognition Boards

Print your own using the pdf template. Laminate them so you can use dry erase markers to write the student's name and grade in.

- Size is 8.5" x 11".
- Accommodates 4" x 6" photo



Student of the Month Board

Comes printed and laminated.

- Poster size 24" x 36"
- Accommodates an 8" x 10" photo

Street Signs



Have these plastic street signs customized with your mascot, PBIS themes, and virtually anything you want!

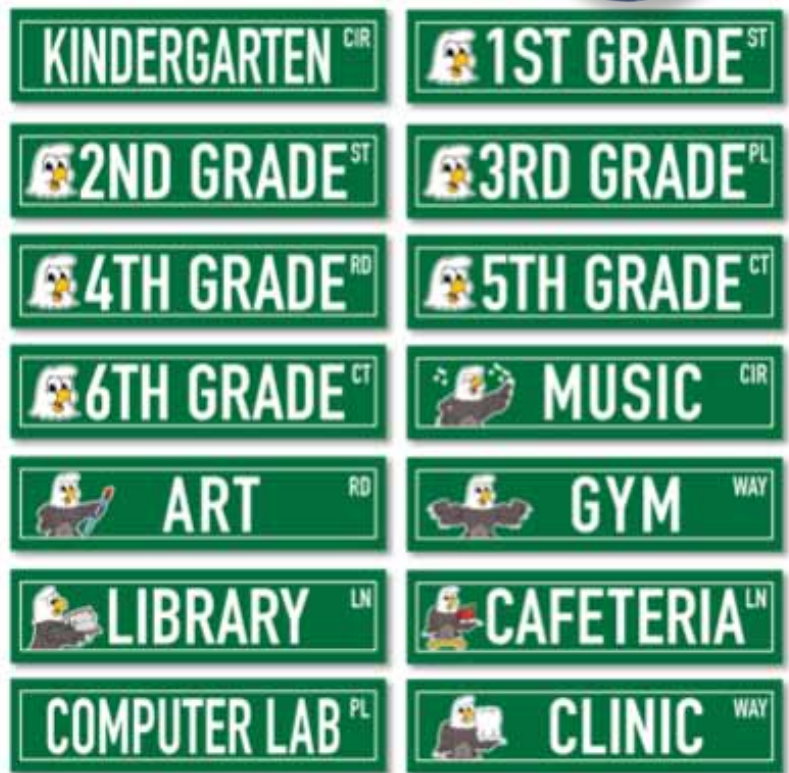
Helps build a sense of community.

- 26 signs in a set
- Fully customized
- Features your mascot
- 24" x 6" plastic (1/4" thick)
- Adhere with double-sided tape or adhesive of your choice.

A-Frame signs come with 2 inserts, both printed front and back sides so you can have up to 4 messages. Great for bus rules, playground rules and cafeteria rules.



ROOM SIGNS




BEHAVIOR SIGNS





It's a Great Day to be an Eagle!

It was Eddie's first day in school, and while eating lunch in the cafeteria, he saw a girl named Emma drop her tray, and "Ka-blash!" Her lunch spilled everywhere. Rather than get upset, Emma said, "Well, this is a great day to be an eagle!" and began to pick up the mess. A boy named Earl stepped in to help. She smiled, and said "Thanks!"



Later, while playing at recess, Eddie saw Emma trip and skin her knee. He could tell it hurt, but was surprised by Emma's reaction. After brushing a tear from her cheek, she said, "This is a great day to be an eagle." Then a girl named Elaine came up to her and said, "You should get a bandaid on that. Let's go to the nurse's office." Emma smiled and said, "Thanks!"

On the bus ride home, Eddie's backpack unzipped, and everything fell out. This time Emma stepped in to help pick things up, and as she did, she said, "This a great day to be an eagle!" Eddie responded, "I've heard you say that twice today - both times when something bad happened. Why do you say 'This is a great day to be an eagle?'"



Emma replied, "Here at (school name), we are all eagles. We have eagle friends, and we all care about each other, and help each other. It's the eagle way. So no matter what happens, I know I have friends who care, and will help me. That makes every day a great day to be an eagle. Welcome to our school. Isn't it a great day to be an eagle!"

This story is a good example of how a mascot-centric culture can be used to create a positive learning environment. Feel free to share this story, and customize it with a different mascot.

School Mascots



Everything is customized with YOUR school mascot.

Each mascot has its own clipart set.

If you don't see your mascot below, just let us know, and we'll be glad to create it, and add it to our image library.

